



# DELIVERED WITH PRIDE

## YANDIYA GROUP LIMITED

Add: 1201 Tower B, Zhan Tao, Technology Building, Minzhi Avenue, Long Hua, Bao An, Shenzhen 518131 China  
Tel: 86-755-23303746 Fax: 86-755-86203626  
sales@yandiya.com www.yandiya.com

### LED FLOOD LIGHT



Product Name: 50W Flood light

Issue Date: 2013-07-24

Quality Department	Engineer Department	Producer
Sam Zhang	Zhang yu wang	feng min Fu

#### ➤ Features of the products:

1. Adopting integrated Chip as light source with high lighting efficiency (90-120Lm/W), high CRI (Ra>70), good quality heat dissipation, low light degradation.
2. Aluminum alloy die cast housing, good strength, high quality heat dissipation. Anti-corrosion and baking varnish surface, can be for outdoor using.
3. Make a dedicated luminous intensity distribution design via the aluminum reflector, there are two options for lighting distribution, one is for focusing, another is for diffusing.
4. Wide Input Voltage from 100V~260VAC, constant voltage constant current output, can start up at once, no flicker, lightning protection, PFC function available.

#### ➤ Applications:

LED Wall washer lamp, LED flood light is particularly suitable for landscape, public square, metope and exhibit color washing. Through a variety of light and water combine to produce the feeling of smart to bring you a fantastic mood.



**DELIVERED WITH PRIDE**

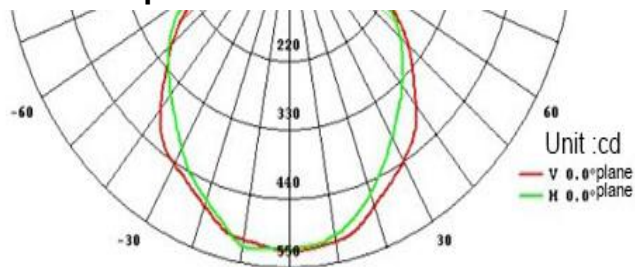
**YANDIYA GROUP LIMITED**

Address: 1201 Tower B, Zhan Tao, Technology Building, Minzhi Avenue, Long Hua, Bao An, Shenzhen 518131 China  
Tel: 86-755-23303746 Fax: 86-755-86203626  
sales@yandiya.com www.yandiya.com

➤ **Main Specifications**


Model No:	YL-FL50W
Dimension	285×155×235mm
Power Consumption	50W
Material	Aluminum
Weight	4kgs
LED Quantity	1 pc
Luminous efficiency	90LM/W
Input Voltage	AC 85-265V
Work Frequency	50/60HZ
Color Temperature	3000k-6000k
Viewing Angle(Degree)	120
Type of LED	Epistar
Environment temperature	-20 ~ +45
Environment Humidity	<95%
Color Rendering Index	>80%(White)
IP Level	65
Equal To The Brightness Of Metal halide lamp	100W
Luminous Flux(LM)	4500LM

➤ **Light Distribution Graph**



Average Beam Angle (50%): 100.5degree

➤ **Light Emitting Graph**



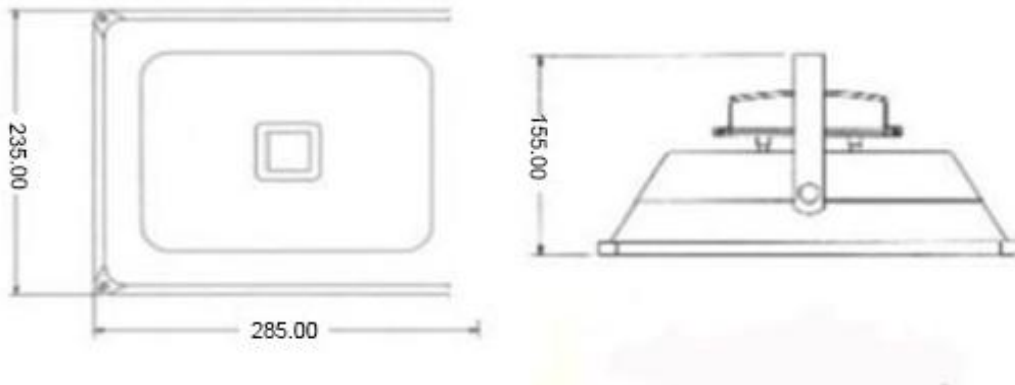


**DELIVERED WITH PRIDE**

**YANDIYA GROUP LIMITED**

Add: 1201 Tower B, Zhan Tao, Technology Building, Minzhi Avenue, Long Hua, Bao An, Shenzhen 518131 China  
Tel: 86-755-23303746 Fax: 86-755-86203626  
sales@yandiya.com www.yandiya.com

➤ **Product Dimensions:**



➤ **Notes:**

1. All dimension units are millimeters.
2. All dimension tolerance is  $\pm 0.5\text{mm}$  unless otherwise noted